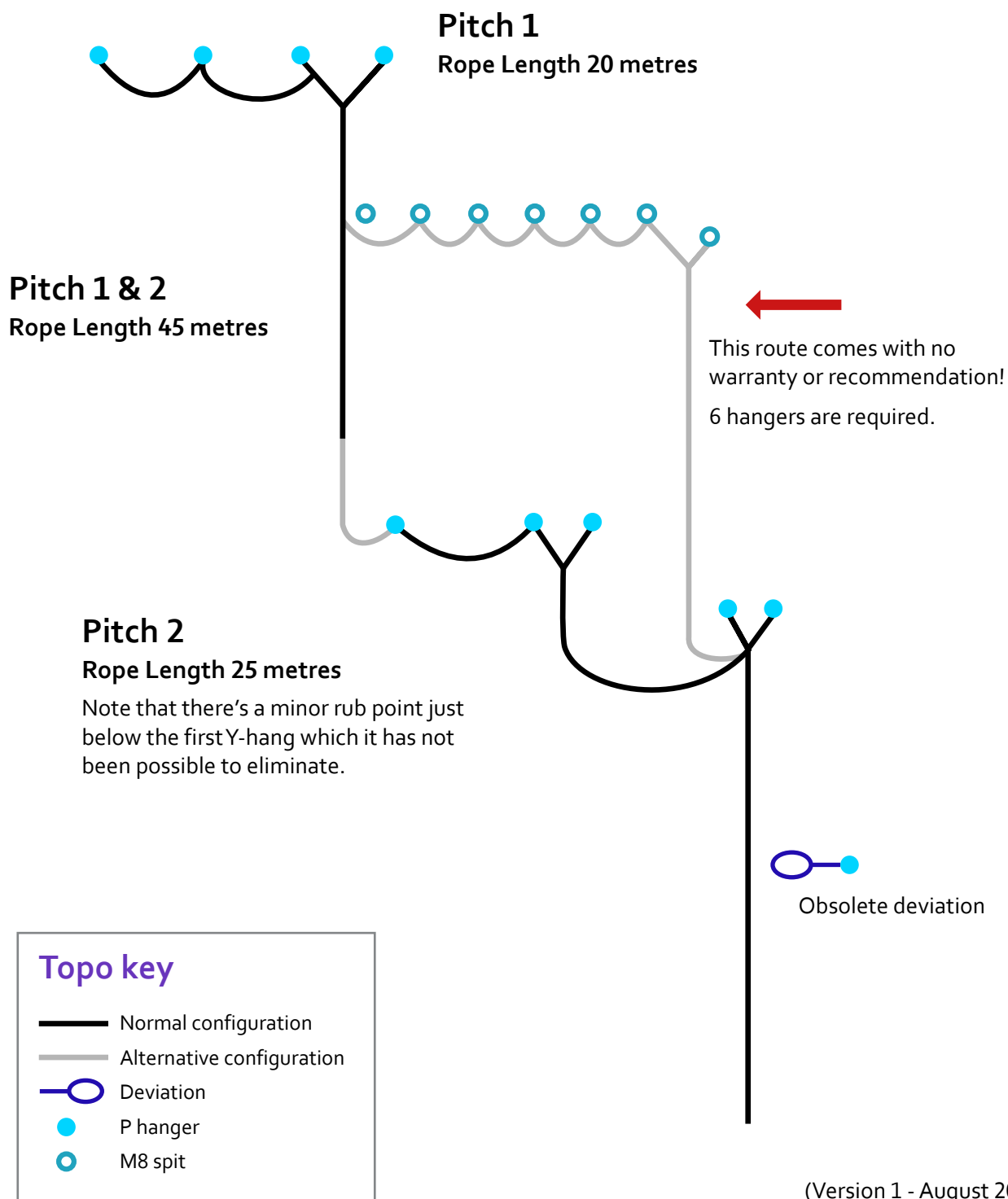


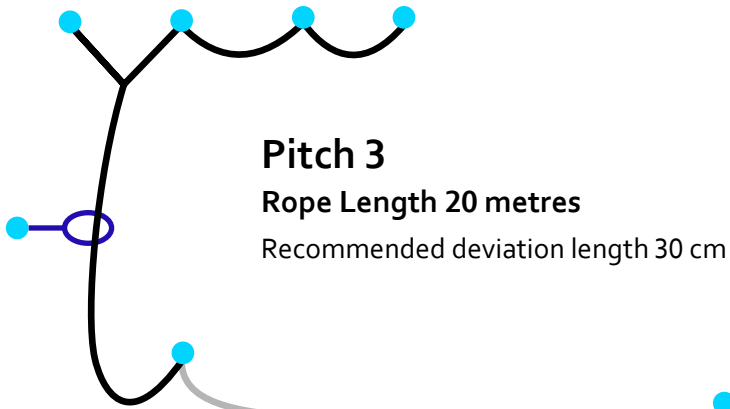
General Points:

It is possible to rig pitches 1 to 4 on a single 105 metre rope. The two pitches most worth combining are 3 and 4, as a rope is quite helpful when re-ascending the rift between them.

There is an alternative route on spits down the right-hand side of pitch 2 which is often wet.

It should be noted that the rock is generally rather shattered around the top of pitch 2, and the whole area should be treated with caution.





Pitch 3

Rope Length 20 metres

Recommended deviation length 30 cm

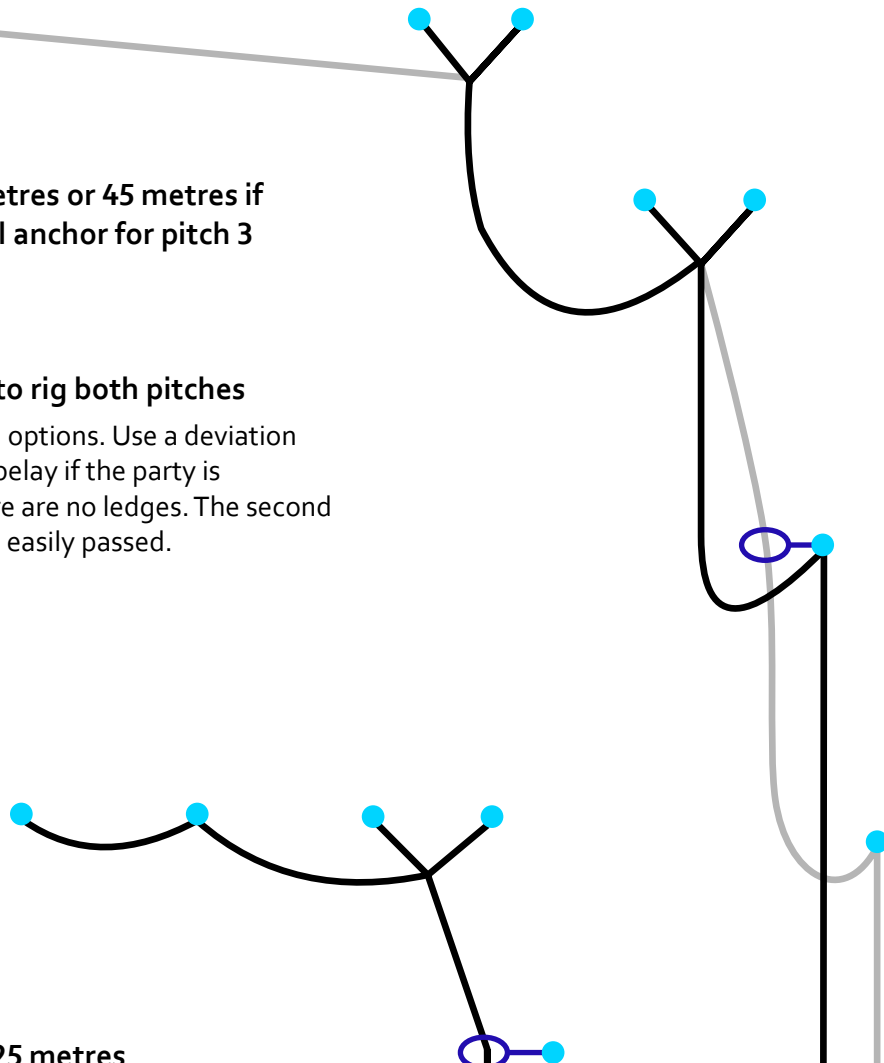
Pitch 4

Rope Length 35 metres or 45 metres if starting at the final anchor for pitch 3

Pitch 3 & 4

Rope Length 60m to rig both pitches

There are two rigging options. Use a deviation instead of the first rebelay if the party is inexperienced as there are no ledges. The second rebelay is much more easily passed.



Pitch 5

Rope Length 25 metres

Recommended deviation length 15cm

In dry conditions the deviation may be omitted.

Llanelly Quarry Pot

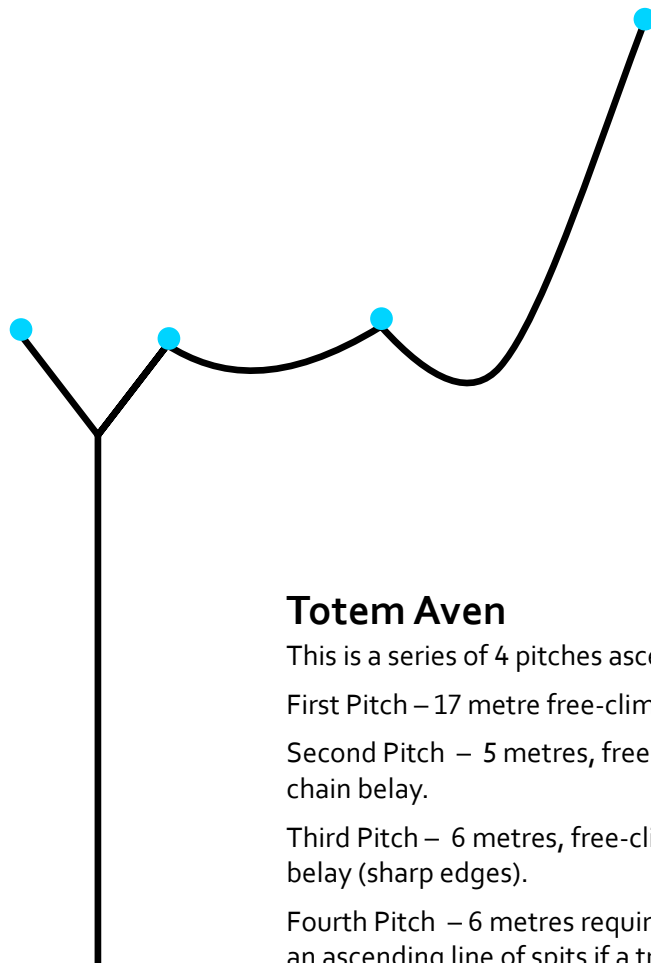
Entrance Climb

There is one P-hanger for the entrance climb. It is not necessary to rig the climb, but a long sling or a 5 metre rope may be useful to some parties.

Main Pitch

Rope Length 30 metres

The main pitch starts with an assisted free-climb to the head of the pitch proper. There is still an iron bar in place for the original ladder hang.



Totem Aven

This is a series of 4 pitches ascending from the streamway.

First Pitch – 17 metre free-climb in a narrow rift.

Second Pitch – 5 metres, free-climbable with care - bar/chain belay.

Third Pitch – 6 metres, free-climbable with care - thread belay (sharp edges).

Fourth Pitch – 6 metres requiring handline or SRT. There is an ascending line of spits if a trustworthy in-situ rope is not in place.

Topo key

● P-bolt

CHELSEASPELAEO.ORG

Adapted from Adrian's South Wales SRT Guide
© Adrian Fawcett and Chelsea Spelaeological Society

(Version 1 - August 2023)

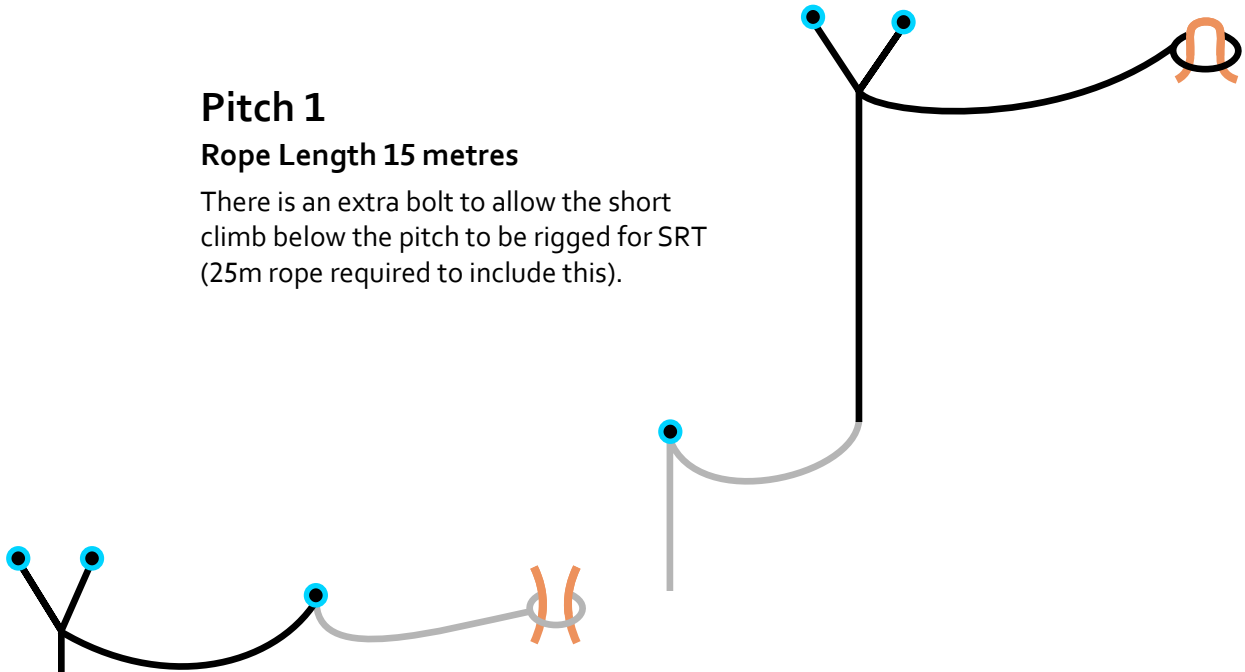
Pont Gam - Ogof Nant Rhin

These pitches connecting Pont Gam to Ogof Nant Rhin are straightforward, but jagged rock throughout the caves tends to catch on gear.

Pitch 1

Rope Length 15 metres

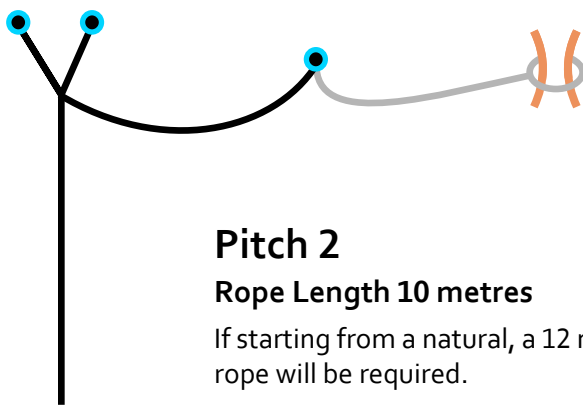
There is an extra bolt to allow the short climb below the pitch to be rigged for SRT (25m rope required to include this).



Pitch 2

Rope Length 10 metres

If starting from a natural, a 12 metre rope will be required.



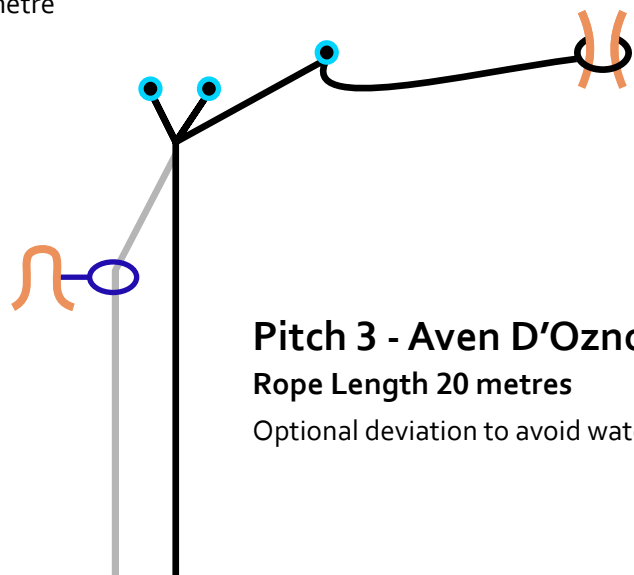
Topo key

- Normal configuration
- Alternative configuration
- Deviation
- ⌘ Natural thread belay
- ⌘ Other natural belay
- Thru bolt with hanger

Pitch 3 - Aven D'Oznog

Rope Length 20 metres

Optional deviation to avoid water.



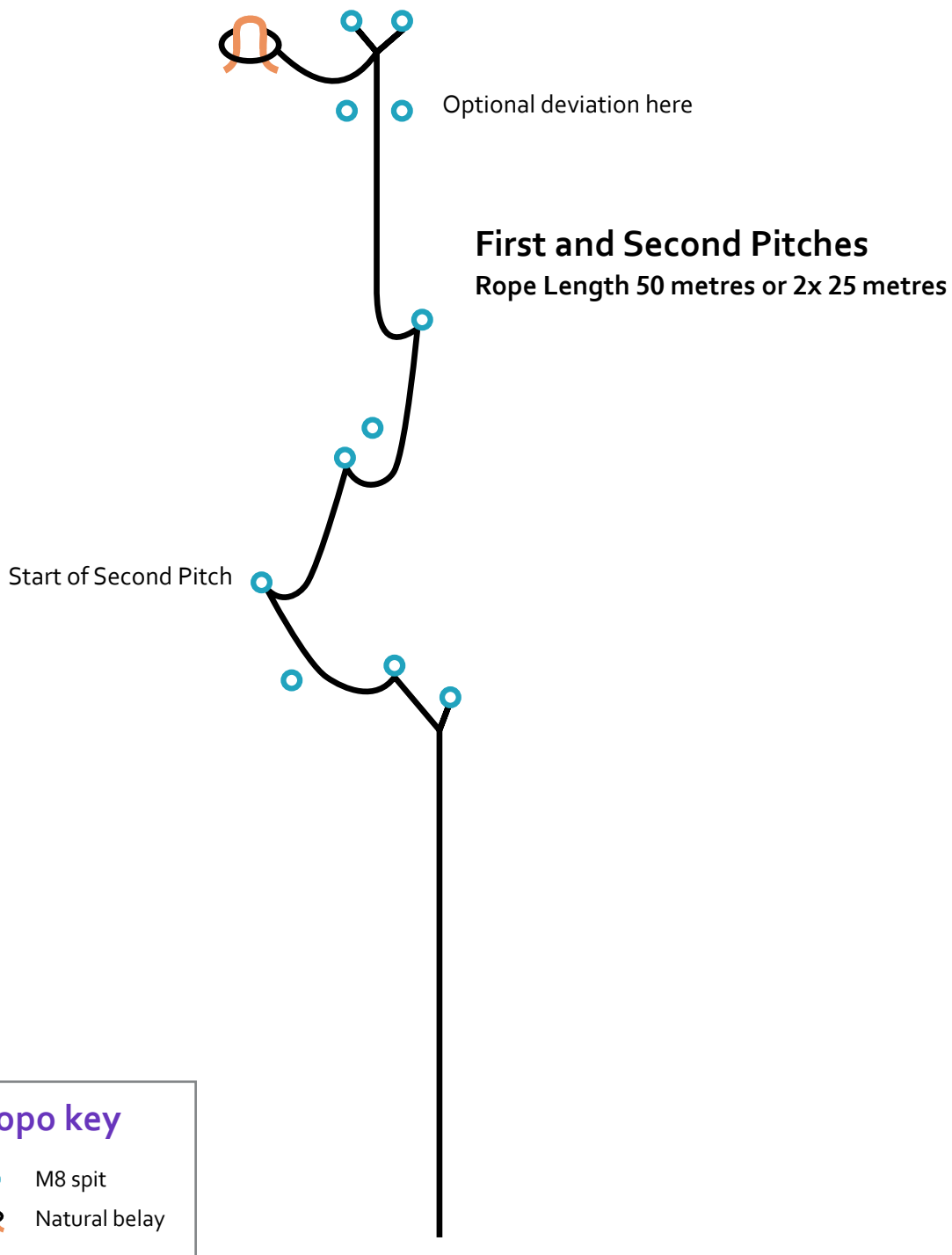
CHELSEASPELAEO.ORG

Adapted from Adrian's South Wales SRT Guide

© Adrian Fawcett and Chelsea Spelaeological Society

Ogof Garn y Bica

There are now extra spits to allow the cave to be rigged for SRT more satisfactorily. Some unused spits are shown to indicate which to use. At the time of writing there are hangers in situ.

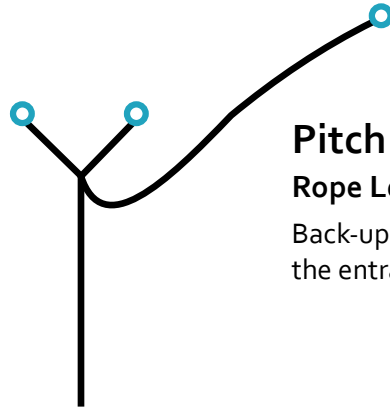


CHELSEASPELAEO.ORG

Adapted from Adrian's South Wales SRT Guide
© Adrian Fawcett and Chelsea Spelaeological Society

Blaen Onneu Quarry Pot

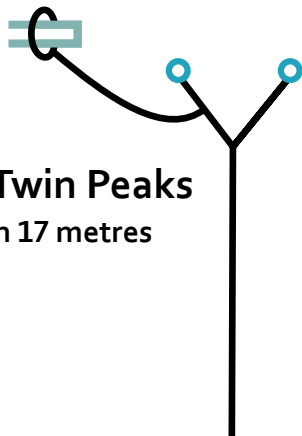
The third pitch would benefit from extra bolts and it is advisable to remove SRT gear before exploring the beyond this point.



Pitch 1 - Entrance

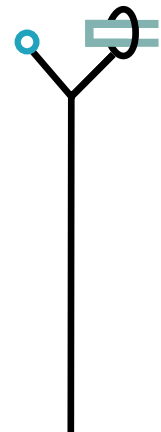
Rope Length 12 metres

Back-up bolt is on rock 2 metres away from the entrance. This pitch is free-climbable.



Pitch 2 - Twin Peaks

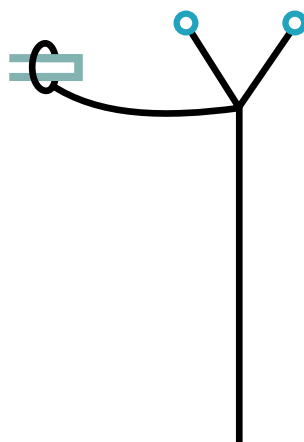
Rope Length 17 metres



Pitch 3

Rope Length 14 metres

The bottom 5 metres is free-climbable.





First Northern Pitch

Rope Length 17 metres

Second Northern Pitch (2m) is an easy climb. Remove SRT gear at the bottom of the first pitch.

Topo key

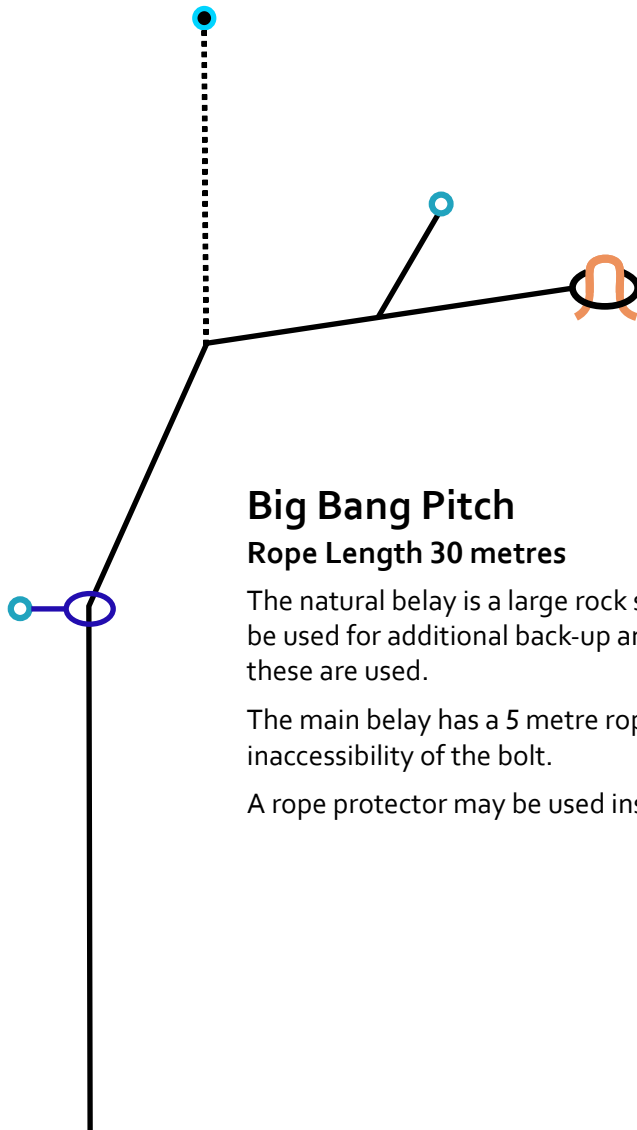
-  M8 spit
-  Scaffold bar belay

CHELSEASPELAEO.ORG

Adapted from Adrian's South Wales SRT Guide
© Adrian Fawcett and Chelsea Spelaeological Society

(Version 1 - August 2023)

Ogof Draenen



Big Bang Pitch

Rope Length 30 metres

The natural belay is a large rock slab. There are other rocks that can be used for additional back-up and extra rope will be required if these are used.

The main belay has a 5 metre rope in place because of the relative inaccessibility of the bolt.

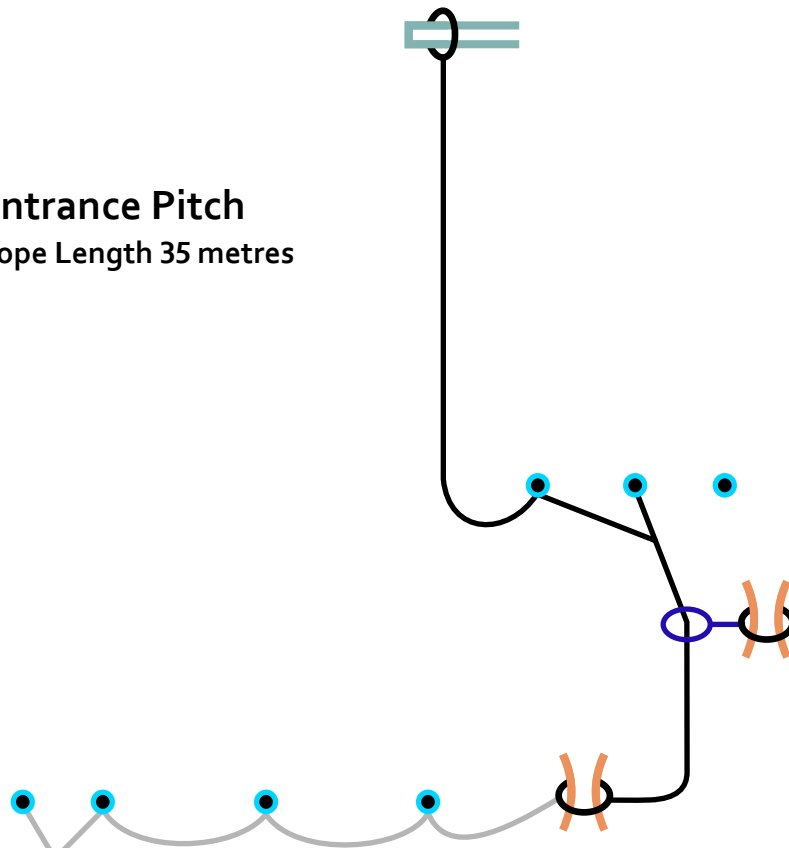
A rope protector may be used instead of a deviation.

Topo key

- In situ rope
- Deviation
- Natural belay
- M8 spit
- Thru bolt with hanger

Tunnel Cave

Entrance Pitch
Rope Length 35 metres



Traverse
Rope Length 25 metres

Climb (calcited slope)
Rope Length 25 metres

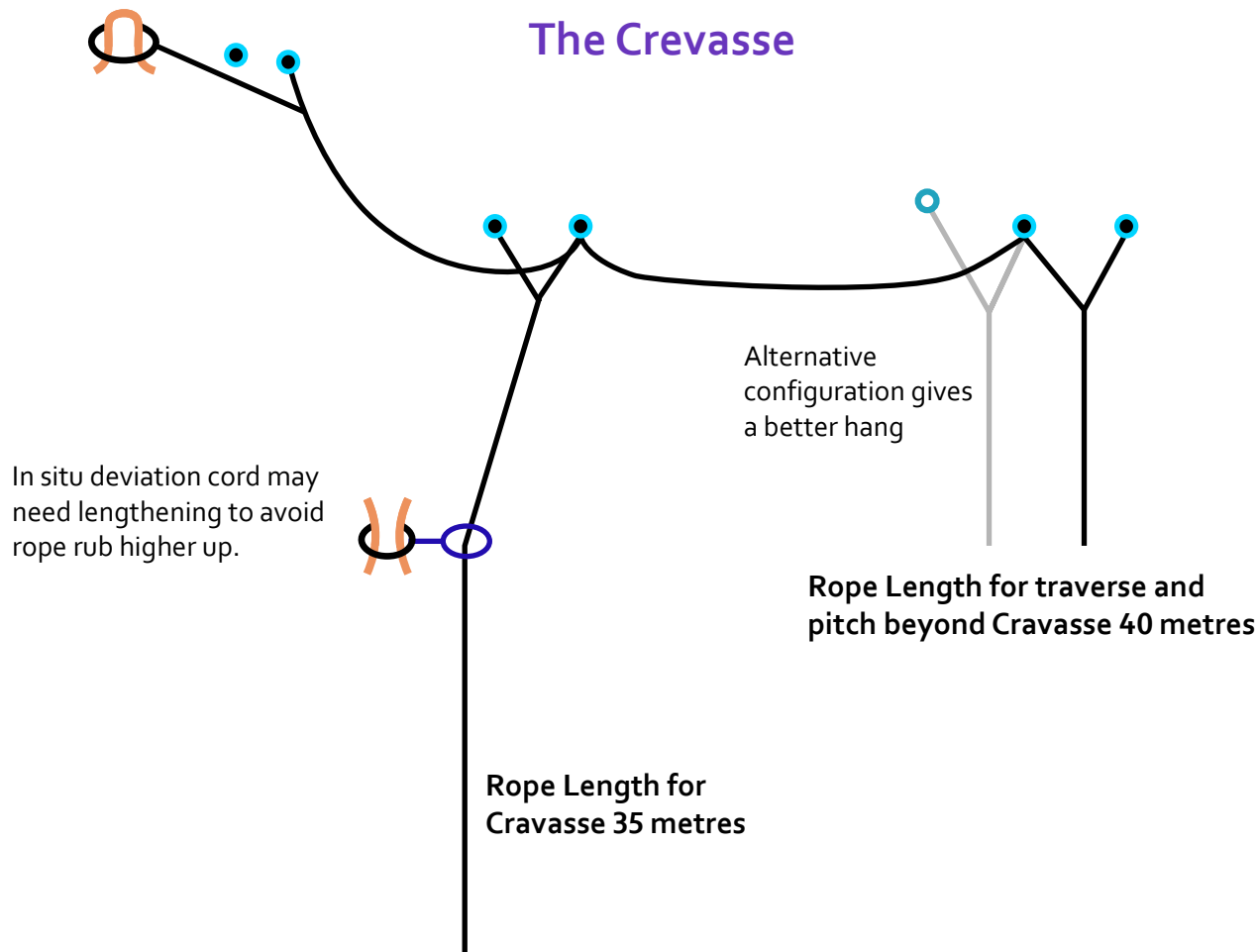
Topo key

- Normal configuration
- Alternative configuration
- Deviation
- ⌘ Natural thread belay
- ⌘ Scaffold bar belay
- Thru bolt with hanger

CHELSEASPELAEO.ORG

Adapted from Adrian's South Wales SRT Guide
© Adrian Fawcett and Chelsea Spelaeological Society

(Version 1 - August 2023)



Pendulum Passage

First Pitch

Rope Length 20 metres

Belay to boulders followed by 2 spits.
Alternatively this can be free-climbed.

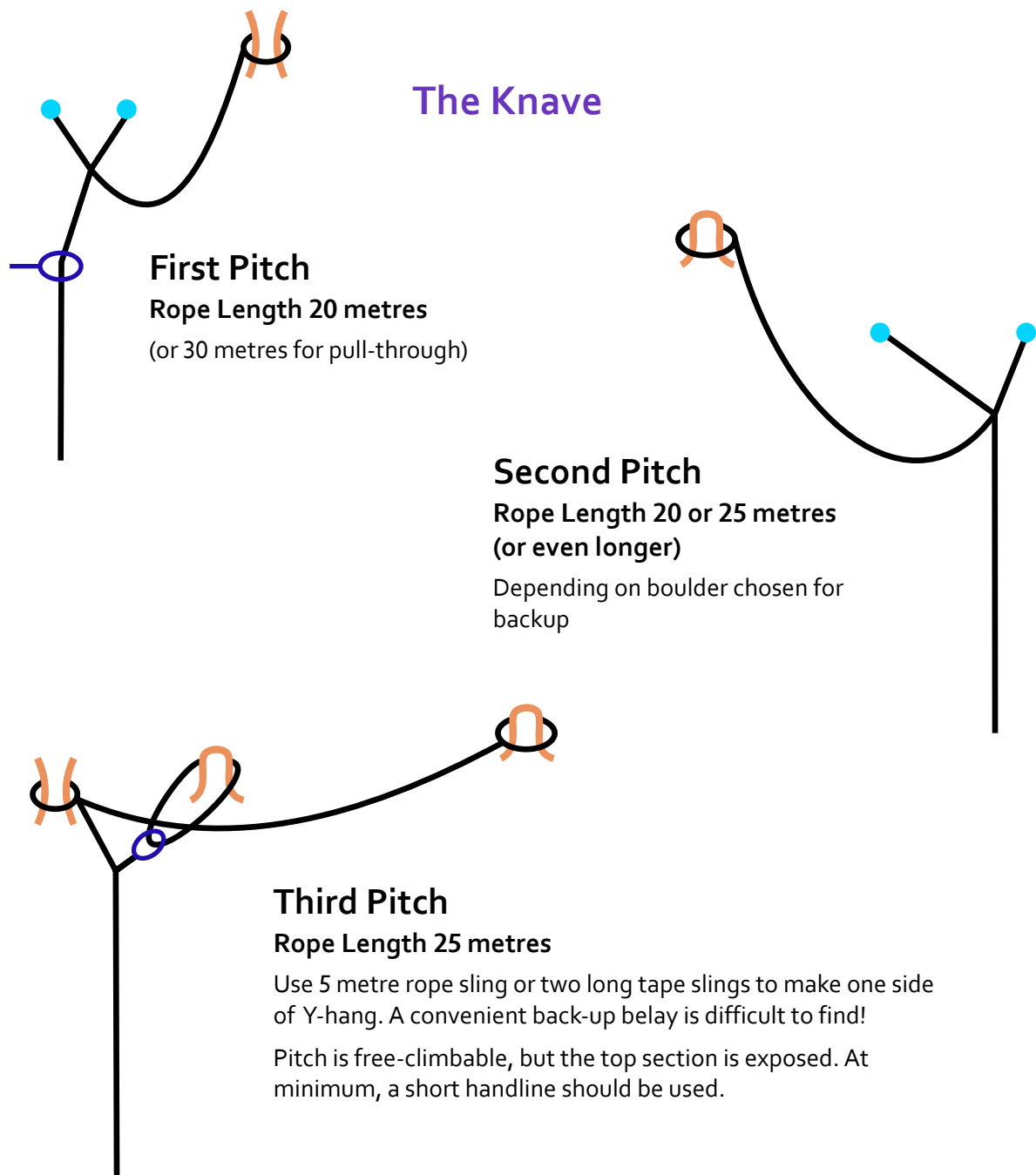
Second Pitch

Rope Length 15 metres





3 spits required.

Topo key

- Normal configuration
- Alternative configuration
- Deviation
- ⦿ Natural thread belay
- ⦿ Other natural belay
- Thru bolt with hanger
- M8 spit



Topo key

-  Deviation
-  Natural thread belay
-  Other natural belay
-  Thru bolt with hanger